




**ASCENT
ADVANTAGE
ACADEMY**
A DBA OF BEEHIVE LDS SCHOOLING, LLC

ASPIRE HIGHER


684 South University Avenue, St. George, Utah 84770 435-773-3766
ldsschooling.com ascentadvantageacademy@gmail.com

Music 1:

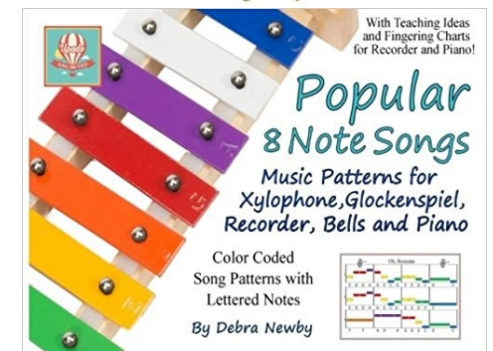
Primary Songs, Mother Goose & Xylophone I



Singing Selected Primary
& Children's Songs



Mary C. Kessler, Curriculum Director
© 2017 by Beehive LDS Schooling, LLC.



Learning to Play the Xylophone,
Learning Rhythm, How to Read Time Signatures



Music 1: Primary Songs, Mother Goose & Xylophone I

Format:

- 25 minutes, twice a week
- Primary Song
- Wee Sing Song
- Instrument lesson – Xylophone I

Objectives:

- Learning and Singing of 45 Primary Songs through Opening and Closing Exercises, plus in Music Class.
- Singing the 71 Wee Sing Mother Goose Songs
- Learning to Play the Xylophone and in the process
 - Learn Rhythm
 - Learn the notes of the scale
 - The places of the notes on the treble clef
 - 4/4 and $\frac{3}{4}$ Time signatures

Resources:

For Primary songs, ONE or more of the following:

- *The Children's Songbook* of the Church of Jesus Christ of Latter-day Saints.
- Access to lds.org or a tape or CD of the songs so that the child can sing-along and learn.
- LDS.ORG SITE IS:
<https://www.lds.org/music/library/childrens-songbook?lang=eng>
- Scroll down to the page number you want and play the song – instrumental only or both instrumental and vocal. To choose which you want, click on the 'audio' tab and make your choice.

For Wee Sing:

- Wee Sing Mother Goose Book & CD (Amazon) \$6.79

For Xylophone I:

- Popular *8 Note Songs* by Debra Newby, 2017 Edition (Amazon) \$14.95
- *Music by the Colors* by Joseph Galamba (Amazon) \$9.95
- [*HappyFishes Xylophone with Bright Multi-Colored Keys, Child-Safe Wooden Mallets and Music Cards for Kids*](#) by ASMALLFISH, Amazon \$14.95

Time Frame:

- Primary Songs begin and are the main feature the first three weeks.
- Wee Sing Songs begin the fourth week.
- Xylophone Lessons begin the ninth week.

Music I: Primary Songs, Wee Sing Mother Goose & Xylophone I

72 Lesson Schedule

Time Frame: 40 minutes, two days a week; preferably every other day.

General Instructions

Primary Songs:

Lesson – Objective 1:

- 1 – Play the song and practice singing along until you know the words for the first verse.
- 2 – Now do the same for the second verse, and other verses.

Note: Take the time needed to learn each song. It could be a few minutes per verse or a few days. Work with your student in the time frame that is comfortable for him or her. Make it a pleasant experience.

After the first four weeks, you will learn one Primary Song a week.

Suggestions:

- 1 – Start singing the song and leave out a word. Have the student add it.
- 2 – Sing a phrase and have the student sing the next one.
- 3 – If there are actions for the song, do them. It brings more muscle memory into the learning process.

Lesson Objective 2:

- 1 – Go to the bottom right corner of the page of the song. There you will find Scriptural references. Read these with your child and discuss how they relate to the song and the doctrinal truths – the true principles taught in the song.

Wee Sing Mother Goose Songs:

Songs are learned in the order they appear in the book and on the CD, a new one in each lesson.

Lesson Objective 1:

- 1 – Listen to the Song Carefully
- 2 – Be able to tell the story told in the song.

Lesson Objective 2:

- 1 – Sing the song through three times.
- 2 – Use any actions.

Xylophone I Lessons:

Lesson Objective 1:

- 1 – Preview the pertinent part of the book.
- 2 – Teach the concept or concepts to the student.

Lesson Objective 2:

- 1 – Model the musical part of the lesson
- 2 – Have the student practice the musical part of the lesson.

LESSON GRID

Week	Lesson #	Primary Songs	Wee Sing Mother Goose	Xylophone I
1	1	Learn and practice the following - “I Am a Child of God”p. 2 - first verse “If You're Happy and You Know It”, page 266 “Smiles”, page 267 (top) “The Wise Man and the Foolish Man”, page 281 - see scriptures and doctrine attached to song #3.	XXX	XXX
1	2	Review Songs from Lesson 1, plus Learn the song “I Lived in Heaven”, page 4 & review the scriptures and doctrine attached the song. Also, “I Am a Child of God,” verse 2	XXX	XXX
2	3	Review all in lessons 1 & 2, plus Learn “I Am a Child of God,” verse 3 “I Thank Thee Dear Father”, page 7 “Father We Thank Thee for the Night”, page 8 . Always review the scripture and doctrine involved in each song.	XXX	XXX
2	4	Review previously learned songs, plus Learn “I Am a Child of God,” verse 4; “Can a Little Child Like Me?”, page 9	XXX	XXX

3	5	Review a few previous songs & learn “Thank Thee for Everything”, p. 10; “I’m Thankful to Be Me,” page 11	XXX	XXX
3	6	Review a few previous songs & learn “I Know My Father Lives,” p. 5	XXX	XXX
4	7	Review a few previous songs & learn “I Pray in Faith,” page 14	Mary Had A Little Lamb, p. 7	XXX
4	8	Review a few previous songs & learn “If With All Your Hearts,” p. 15	Little Miss Muffet, p. 8	XXX
5	9	Review a few previous songs & learn “I Need My Heavenly Father”, page 18	Lucy Locket, p. 8	XXX
5	10		Jack and Jill, p. 9	XXX
6	11	Review a few previous songs & learn “Heavenly Father, Now I Pray”, page 19	Mary, Mary, p. 11	XXX
6	12		Tommy Snooks and Bessy Books, p. 12	XXX
7	13	Review a few previous songs & learn “For Health and Strength”, page 21	Georgie Porgie, p. 13	XXX
7	14		Jack Be Nimble, p. 13	XXX
8	15	Review a few previous songs & learn “For Thy Bounteous Blessing”, page 21	Lazy Mary, p.14	XXX
8	16		Polly Put the Kettle On, p. 16	XXX
9	17	Review a few previous songs & learn a song about prayer from pages 22-25.	Little Tommy Tucker, p. 17	Popular 8 Note Songs – Read “Greetings!” and explore the website.
9	18		Pease Porridge Hot, p. 18	Read “Musical Patterns” and “Artistry” Look for patterns in London Bridge, Mary Had a Little Lamb & The Paddle Song
10	19	Review a few previous songs & learn a second song about prayer from pages 22-25	Little Jack Horner, p. 18	Read about “Beat, Rhythm and Tone” Note the different length of the blue bars under “Music Notes and Rhythms.” Practice tapping a steady four-four beat; then tap to London Bridge , tapping as you sing, the correct number of beats for the red, yellow, green and long blue bars.

10	20		Peter Piper, p. 19	Go to the Upado Unlimited site and print-off the page on how to play the Xylophone. Read it through, follow the instructions, especially about how to hold the mallet. Then practice Mary Had A Little Lamb
11	21	Review a few previous songs & learn a song about reverence from pages 26-31.	Hot Cross Buns, p. 20	Read about “The Importance of Music”. Practice your 2 pieces.
11	22		Dibbity, Dibbity, p. 21	Read about “Beginnings”. Practice your two pieces and add Row, Row, Row Your Boat . However, before you begin, tap out the rhythms before playing.
12	23	Review a few previous songs & learn a second song about reverence from pages 26-31.	Jack Sprat, p21	Practice your three songs. Try keeping time by tapping your foot as you play.
12	24		Pat-a-Cake, p.22	Practice your three songs and play them for someone who has not heard you play before -a parent, sibling or grandparent.
13	25	Review a few previous songs & learn “Samuel Tells of the Baby Jesus”, p. 36	Hiccup, Hiccup, p 23	Begin working on memorizing the color and Letter names of the Keys. Also practice – beating out the rhythm first – The Paddle Song . Also listen to it on the UpadoUnlimited site.
13	26		Handy Pandy, p. 23	Add I'm a Little Teapot to your repertoire. Remember to tap out the rhythm first and also to work on memorizing the colors and letter names of the keys.
14	27	Review a few previous songs & learn “Stars Were Gleaming”, page 37	Betty Botter, p. 24	Add The Can Can
14	28		Rub-A-Dub-Dub, p. 25	Practice all your songs and play for an audience in FHE or another setting.
15	29	Review a few previous songs & learn “There Was Starlight on the Hillside”, page 40	Bobby Shafto, p. 26	Add Twinkle, Twinkle Little Star and Oh, Susanna .
15	30		Cobbler, Cobbler, p. 27	Practice the above two songs, listen to Cripple Creek at the UpadoUnlimited site, and read the instructions at the

				bottom of the book page. Then tap out the rhythm and practice Cripple Creek.
16	31	Review a few previous songs & learn “Have a Very Merry Christmas”, p. 51	Fire!, Fire!, p. 28	Practice your three songs and learn On Top of Old Smokey by listening, tapping the rhythm and practicing.
16	32		Jeremiah, p. 29	Practice your four newest songs.
17	33	Review a few previous songs & learn “My Hands”, page 273	The Old Woman Under a Hill, p. 29	Learn and practice Pop Goes the Weasel. Part One.
17	34		Doctor Foster, 30	Learn and practice Pop Goes the Weasel Part Two.
18	35	Review a few previous songs & learn “Roll Your Hands”, page 274	One Misty, Moisty Morning, p. 31	Practice all your songs.
18	36		There Was A Crooked Man, p. 32	Play all your songs for an audience.
19	37	Review a few previous songs & learn “Jesus Once Was a Little Child”, p. 55	See-Saw Sacra-Down, p. 33	Learn Arkansas Traveler
19	38		How Many Miles to Babylon?, p. 33	Practice 3 previously learned songs.
20	39	Review a few previous songs & learn “Jesus Is Our Loving Friend”, page 58	From Wimbledon to Wobbleton, p. 34	Learn Reveille
20	40		Ride a Cock-Horse, p. 35	Practice 3 previously learned songs that are different than the ones you practiced last week..
21	41	Review a few previous songs & learn “Jesus Loved the Little Children”, p. 59	I Had a Little Nut Tree, p. 36	Learn Beethoven's Ode to Joy Practice 3 previously learned songs that are different than the ones you practiced last week..
21	42		Doodle, Doodle, Doo, p. 37	Learn The William Tell Overture Practice 3 previously learned songs that are different than the ones you practiced last week..
22	43	Review a few previous songs & learn “Jesus Said Love Everyone”, page 61, bottom	Queen Caroline, p. 37	Learn He's a Jolly Good Fellow Practice 3 previously learned songs that are different than the ones you practiced last week..
22	44		Old King Cole, p. 38	Begin Using MUSIC BY the COLORS For each song, look-up Song Notes on the back pages of the book, entitled:

				<p>Instructions for Use. Reprise Twinkle, Twinkle Little Star and Mary Had a Little Lamb by using the notes to play the pieces. Practice 3 previously learned songs that are different than the ones you practiced last week..</p>
23	45	Review a few previous songs & learn “The Sacrament”, page 72	Lavender's Blue, p. 39	Learn Lightly Row Practice 3 previously learned songs that are different than the ones you practiced last week..
23	46		Sing A Song of Six Pence, p. 40	Learn Go Tell Aunt Rhody Practice 3 previously learned songs that are different than the ones you practiced last week..
24	47	Review a few previous songs & learn “Before I Take the Sacrament”, page 73	Humpty Dumpty, p. 41	Learn Under the Spreading Chestnut Tree and The Song of the Frogs Practice 3 previously learned songs that are different than the ones you practiced last week..
24	48		Pussycat, Pussycat, p. 42	Learn Old MacDonald Had a Farm Practice 3 previously learned songs that are different than the ones you practiced last week..
25	49	Review a few previous songs & learn “Help Us, O God, to Understand”, p. 73	Hey, Diddle, Diddle, p. 43	Learn Brother John Practice 3 previously learned songs that are different than the ones you practiced last week..
25	50		Bow, Wow, Wow, p. 43	Learn The Tumbling Acorn Practice 3 previously learned songs that are different than the ones you practiced last week..
26	51	Review a few previous songs & learn “I Feel My savior's Love”, pages 74-5	There Was a Man, p. 44	Learn This Old Man Practice 3 previously learned songs that are different than the ones you practiced last week..

26	2		Diddley, Diddley, Dumpty, p. 45	Learn Three Blind Mice & Reprise Row, Row, Row, Your Boat playing by the notes.
27	53	Review a few previous songs & learn “This Is My Beloved Son”, page 76	Little Robin Red Breast, p. 46	Practice previously learned songs.
27	54		Little Jenny Wren, p. 47	Give another recital or play to an audience.
28	55	Review a few previous songs & learn “The Church of Jesus Christ”, page 77	Pit, Pat, p. 47	Learn This Old Man
28	56		A Boy in the Barn, p. 48	Practice 3 previously learned songs that are different than the ones you practiced last week..
29	57	Review a few previous songs & learn “I’m Trying to Be Like Jesus”, pages 78 & 9	Hickety, Pickety, My Black Hen, p. 48	Learn Lullaby
29	58		Donkey, Donkey, p. 49	Practice 3 previously learned songs that are different than the ones you practiced last week..
30	59	Review a few previous songs & learn “An Angel Came to Joseph”, page 86	Hickory, Dickory, Dock, p. 50	Learn The Last Rose of Summer
30	60		To Market, To Market, p. 51	Practice 3 previously learned songs that are different than the ones you practiced last week.
31	61	Review a few previous songs & learn “The Sacred Grove”, page 87	This Little Pig Went to Market, p. 52	Learn Spring
31	62		Dickory, Dickory, Dare, p. 53	Practice 3 previously learned songs that are different than the ones you practiced last week.
32	63	Review a few previous songs & learn “Search, Ponder and Pray”, page 109	Baa, Baa, Black Sheep, p. 54	Keep working on Spring
32	64		Little Bo-Peep, p. 55	Practice 3 previously learned songs that are different than the ones you practiced last week.
33	65	Review a few previous songs & learn “Book of Mormon Stories”, page 118-119	Little Boy Blue, p. 56	Learn O Ewigkeit, du Donnerwort
33	66		Wee Willie Winkie, p. 57	Since you may not be familiar with it, find it on youtube or google it. Also, find out what the title is in English. Practice 3 previously learned songs that are different than the ones you practiced last week.

34	67	Review a few previous songs & learn “Love One Another”, pages 136-37 –	The Man in the Moon, p. 58	Reprise Ode to Joy , playing by the notes. Practice 3 previously learned songs that are different than the ones you practiced last week.
34	68		Diddle, Diddle, Dumpling, p. 59	
35	69	Review a few previous songs & learn “Head, Shoulders, Knees and Toes”, page 275	Little Fred, p. 60	Pick half a dozen songs you really like – two of which are longer and practice them for performance in your final recital.
35	70		I See the Moon, p. 61	
36	71	Review a few previous songs & learn “Do As I’m Doing”, page 276	Sing your favorites. (2-3)	Perform your half dozen songs for your family.
36	72	Pick your favorite and sing it.	ALL DONE	

CONGRATULATIONS!

